



# Sample Patient Report

MIRIDIA  
TECHNOLOGY

1875 N. Lakes Place • Meridian, Idaho • 83646 • USA • 208-846-8448 • [www.acugraph.com](http://www.acugraph.com)

## **Note:**

This packet contains a sample patient report, printed from AcuGraph 4. We've also included a few notes about how to read the reports.

The following page is the "Report Explanation" designed to teach the patient how to read the report.

The page after that (page 2) is the "Brief Report for File" designed as a summary of the graph for your records. This one-page report shows the patient's baseline graphs, and prints the available treatment protocols for this graph on this date.

The next page (page 3) is the "Screening Report" designed for use at public screenings and practice-building events. This one-page report shows the patient's results compared with the ideal result and discusses the meaning of these results. The [blue text](#) is fully customizable for your practice information.

The rest of the pages, 4 through 21, show all of the available printout options. These components can be individually selected or excluded from each report, based on your preferences to show more information or to reduce ink or file size.

As you can see, AcuGraph makes report generation very flexible and complete, to assure that you get the most precise information you need for your report every time! With built in assistance to teach patients how to understand their reports, it also saves you time and reaffirms to your patient the commitment you have to using the best tools available.



## AcuGraph Patient Report

---

Enclosed is a copy of your AcuGraph exam report. This report gives the results of your AcuGraph Digital Meridian Imaging evaluation for the date and time indicated. This report assists your health care provider to choose the most appropriate treatment for you.

## Understanding your AcuGraph Report

---

The report shows your relative energetic balance in each of the acupuncture channels, or meridians, as well as the relationships between the channels. Some of the channels may show energetic disturbances, as indicated by the various colors shown on the graphs.

Your results are shown in a variety of graphical formats, each highlighting different information. All the reports use a common group of abbreviations for the names of the various acupuncture channels, as follows:

LU Lung	PC Pericardium	HT Heart
SI Small intestine	TE Triple energizer	LI Large intestine
SP Spleen	LR Liver	KI Kidney
BL Bladder	GB Gall bladder	ST Stomach

Please don't be alarmed if imbalances are indicated. These do not necessarily indicate disease, but rather they show energy imbalances in need of correction. According to the theories of Traditional Chinese Medicine, these imbalances, left uncorrected, may lead to future problems and symptoms. Therefore, one of your practitioner's goals will be to provide appropriate treatment to correct any imbalances shown in this report.

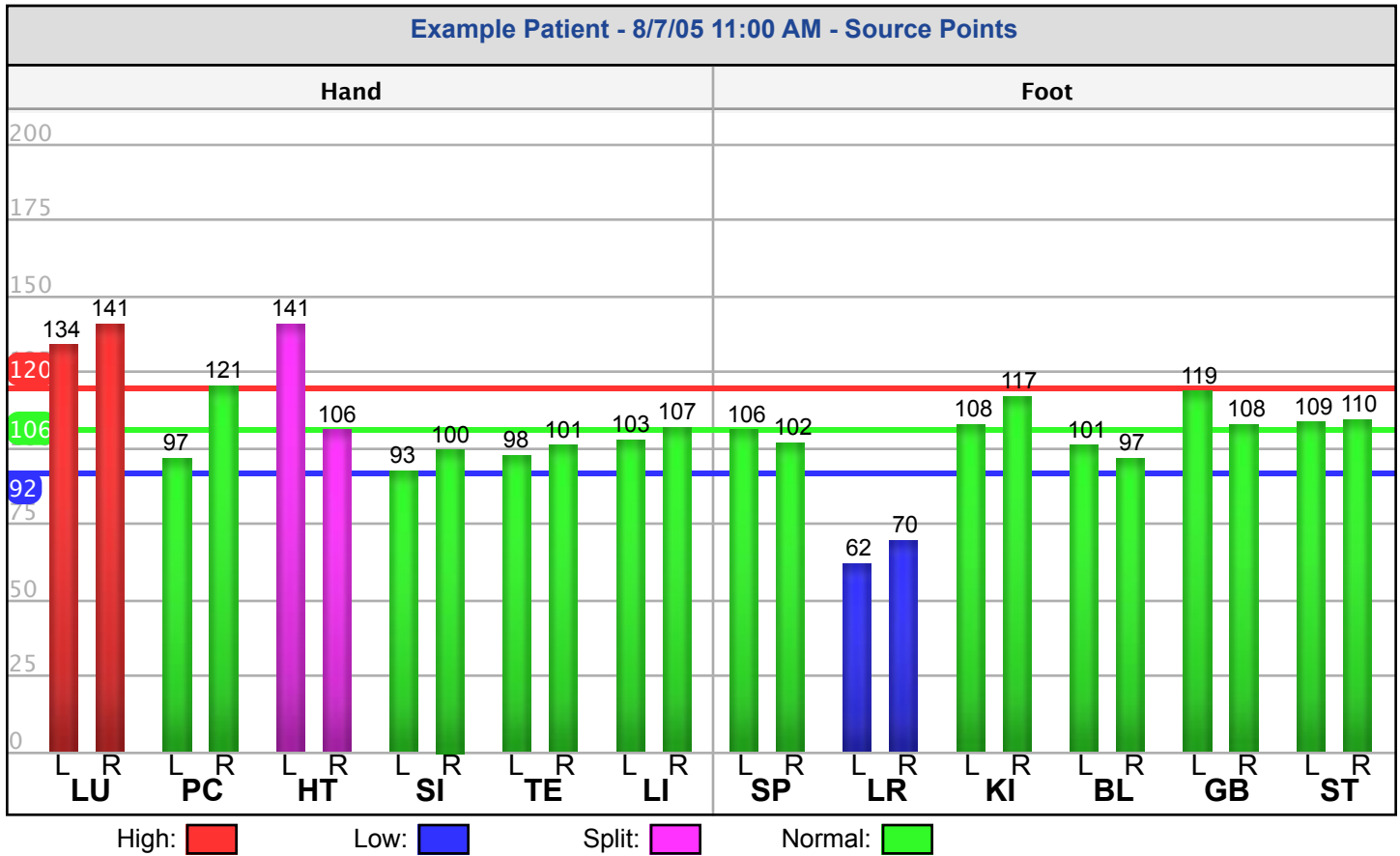
This report may also contain written information about any imbalances identified. Remember, this information is general and all statements may not specifically apply to your case, but will give generalized information about these findings.

## What to Expect

---

Your practitioner will review and discuss this report with you and incorporate its findings into your treatment plan. Your treatment will likely include future AcuGraph examinations to monitor your progress during the course of treatment. If you have any questions, please discuss them with your health care provider.

# Exam Findings



## Basic Treatment

Point	Reason
HT 5	HT Split
LU 5	LU High
LR 8	LR Low

## Advanced Treatment

Point	Reason
HT 5	HT Split
LR 4	+LU,-LR

## Auriculotherapy

Point	Reason
P.Z.	# Imbalances
HT 5	HT Split
LR 8	LR Low

## Associated (Shu)

Point	Reason
BL 13	LU + or -
BL 18	LR + or -

## Subluxations

Channel	Levels
LU	C7-T3
HT	T1-T5
LR	T2,T5-T9

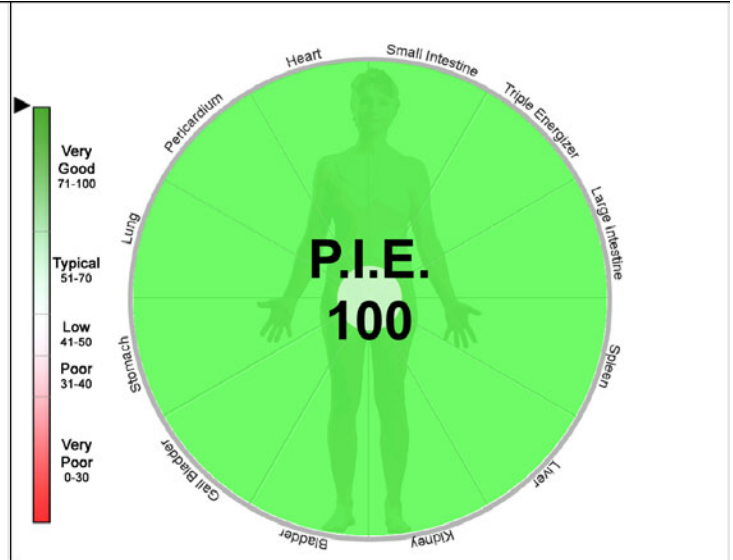
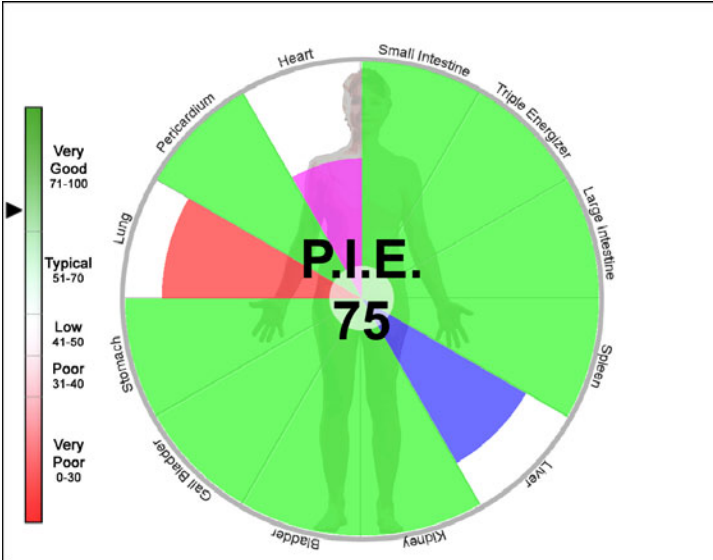
## Divergent Channels

Point	Reason
L BL 15-	L/R Diverg.
R BL 15+	L/R Diverg.
L BL 14+	L/R Diverg.
R BL 14-	L/R Diverg.
R PC 6 -	E.V. Diverg.
L LR 4 +	E.V. Diverg.
R LU 7 -	E.V. Diverg.
R SP 4 +	E.V. Diverg.
L LR 8 -	YY Diverg.
L GB 1 +	YY Diverg.
L LI 11 +	YY Diverg.
L ST 12 -	YY Diverg.

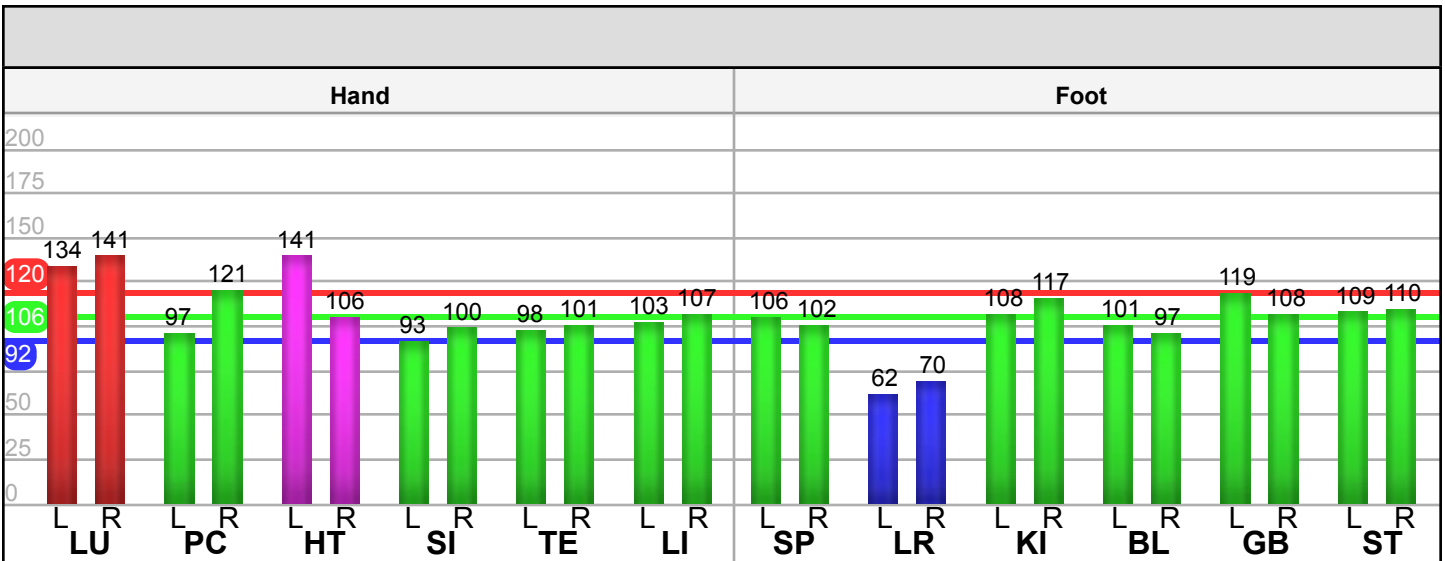
# Meridian Energy Screening Report

## Your Measurements

## Ideal Measurements



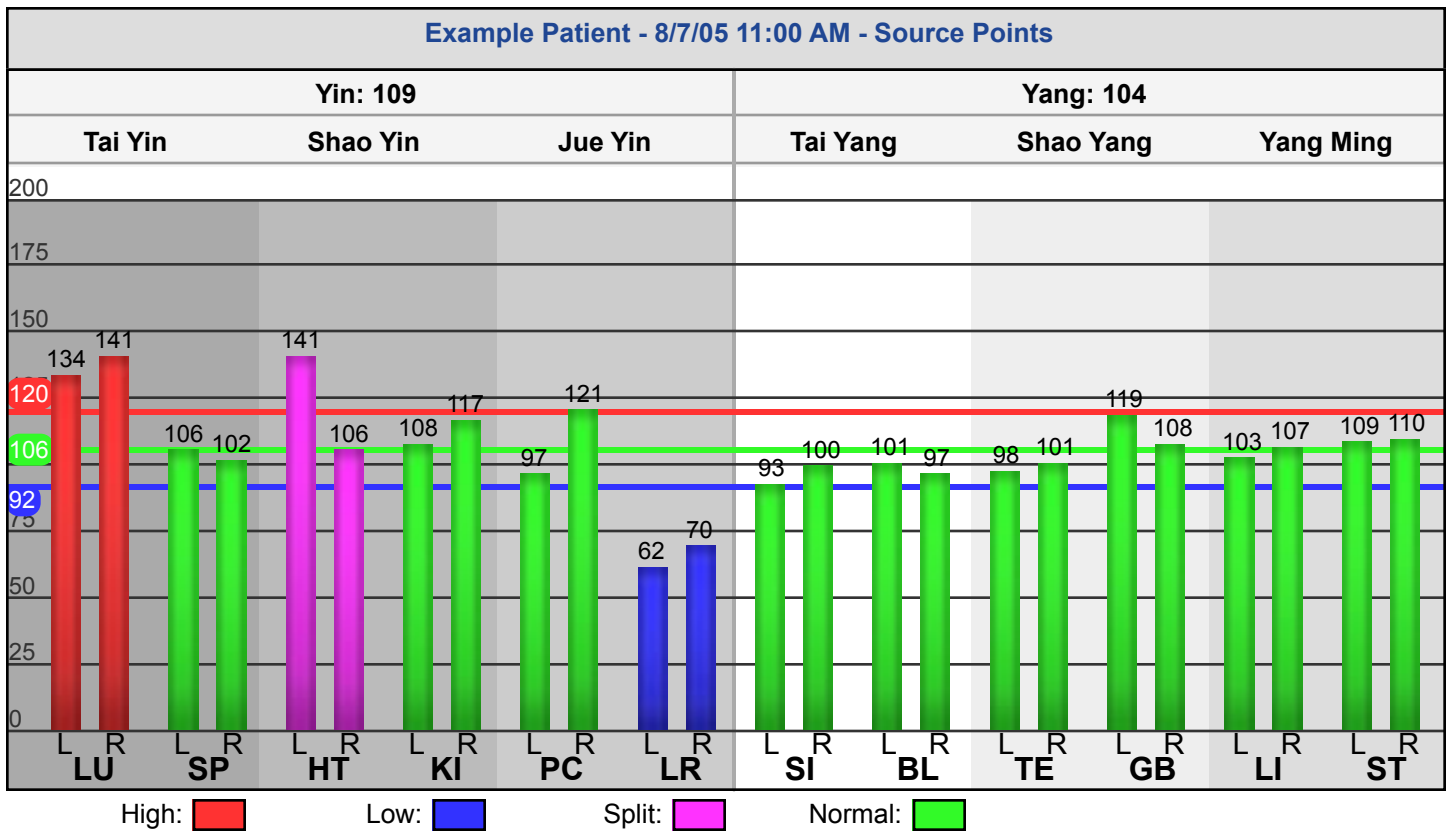
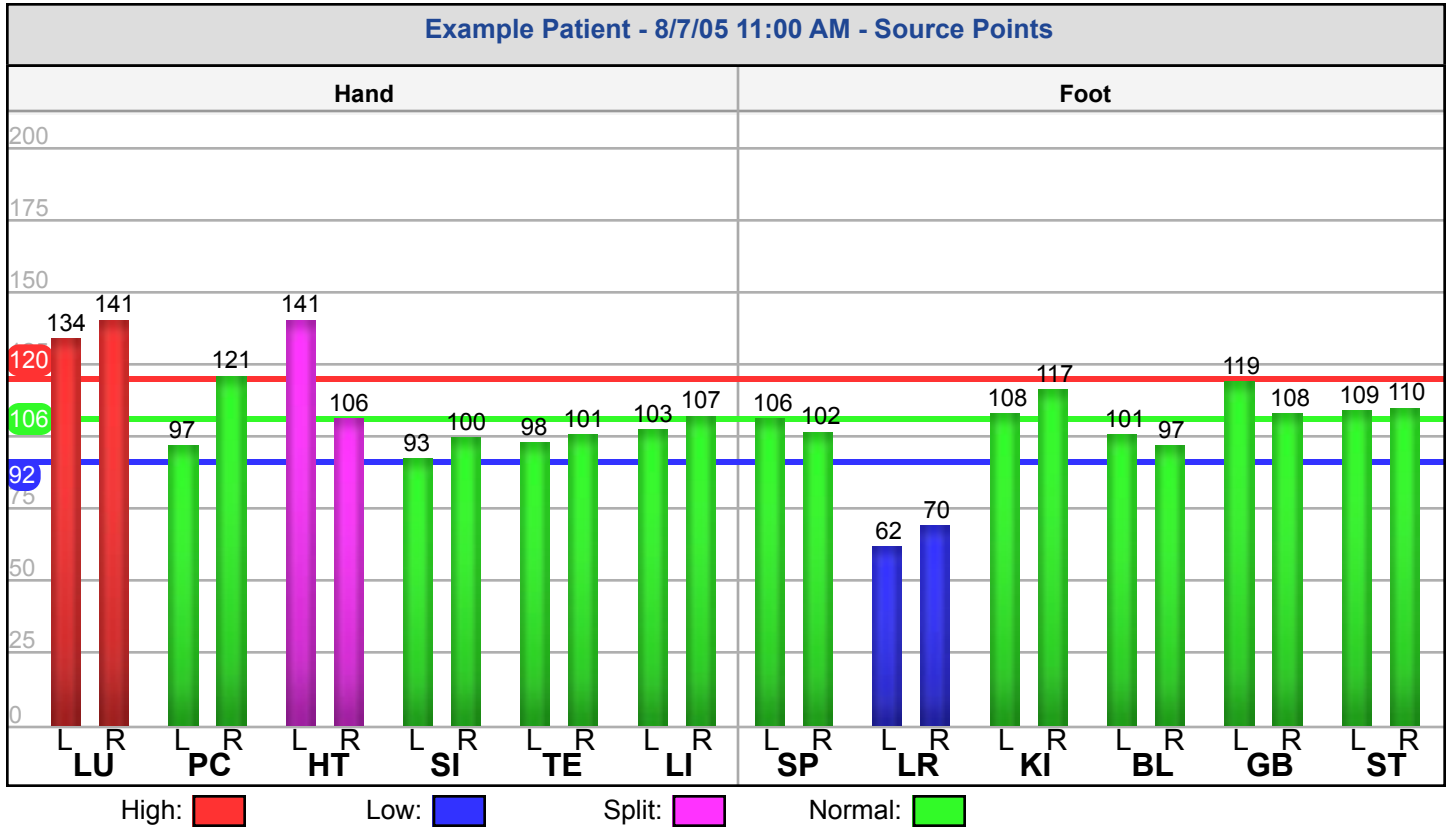
PIE: Your Personal Integrated Energetics™ (PIE) score is 75. This score is a reflection of the relative energetic balance within your acupuncture meridian energy system. The ideal score is 100. A less-than-ideal score reflects energetic imbalances that may lead to poor function and impaired health. A very low score may indicate serious problems. Your healthcare provider can provide you with complete information about your imbalances, potential consequences, and recommended treatments to restore your energetic balance.



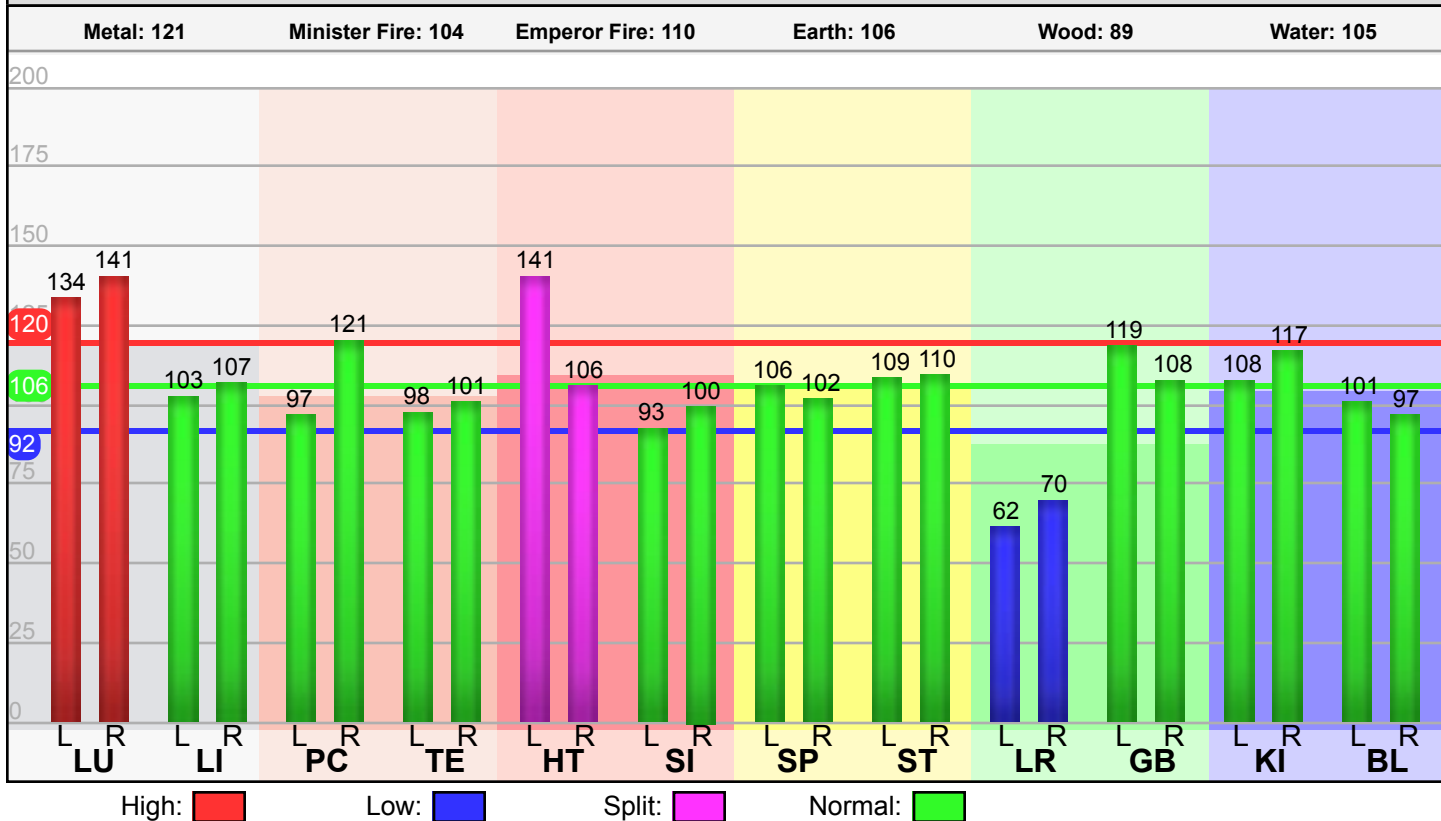
According to acupuncture theory, energy imbalances or blockages in the acupuncture meridians may lead to health problems, pain and disease. Acupuncture practitioners restore proper function and optimum health by removing these blockages and restoring balance to the acupuncture meridians. Your practitioner can provide you specific information about your particular imbalances, their impact on your health, and appropriate treatments.

Your follow-up consultation has been scheduled for \_\_\_\_\_ at \_\_\_\_\_ a.m./p.m. Please bring this report with you to your appointment.

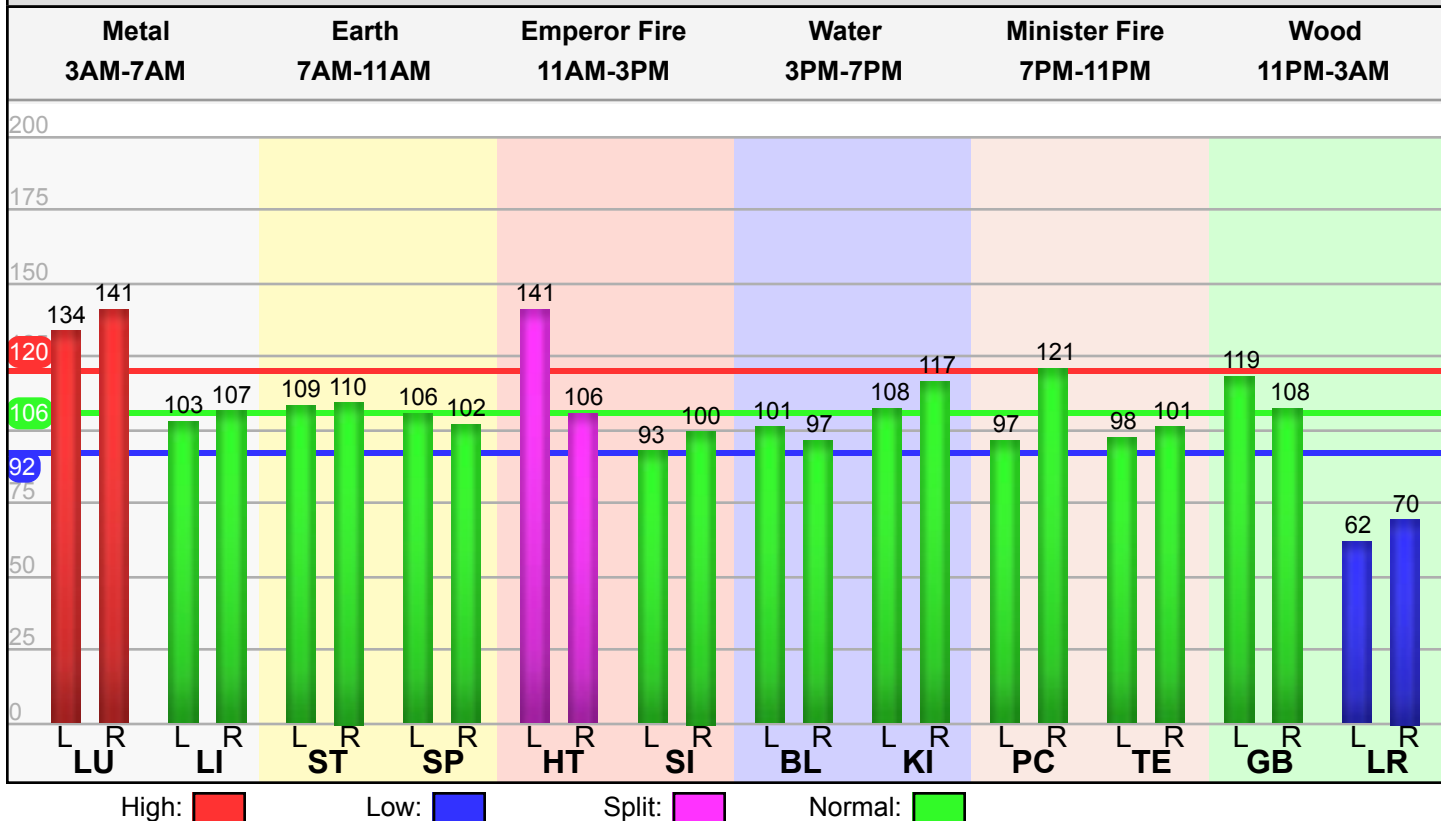
# Exam Findings



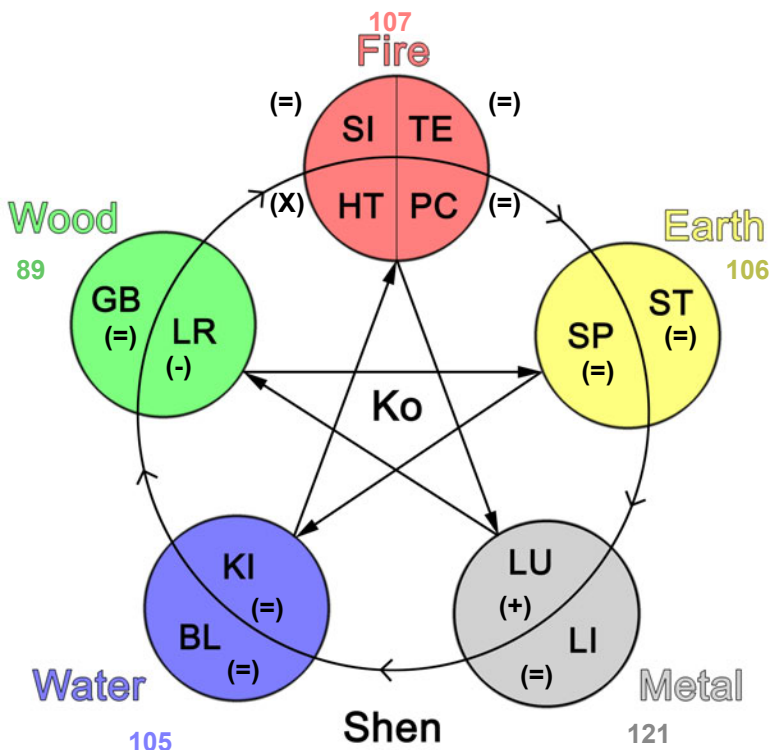
Example Patient - 8/7/05 11:00 AM - Source Points



Example Patient - 8/7/05 11:00 AM - Source Points

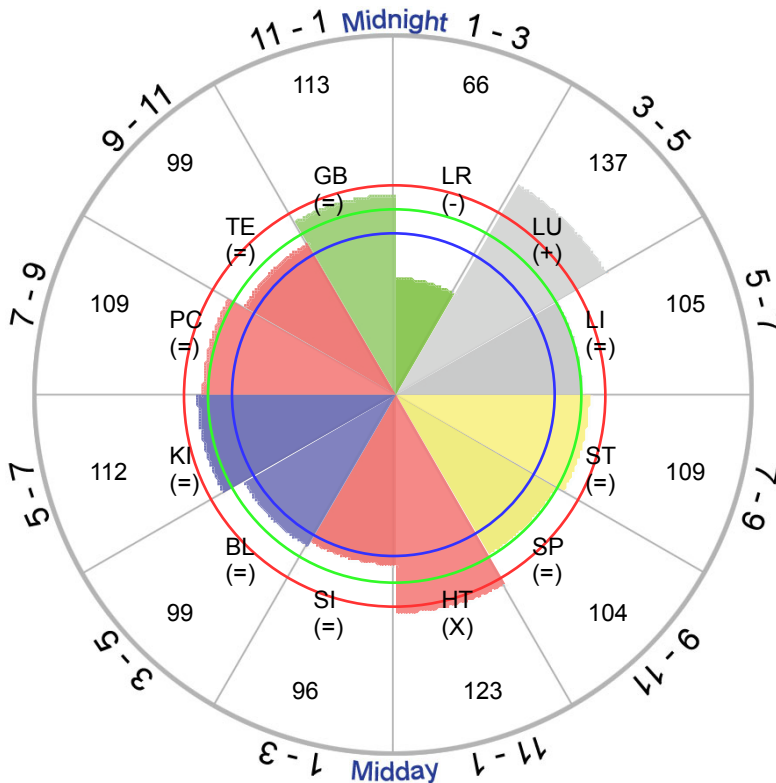


Example Patient - 8/7/05 11:00 AM - Source Points



High: (+)      Low: (-)      Split: (X)      Normal: (=)

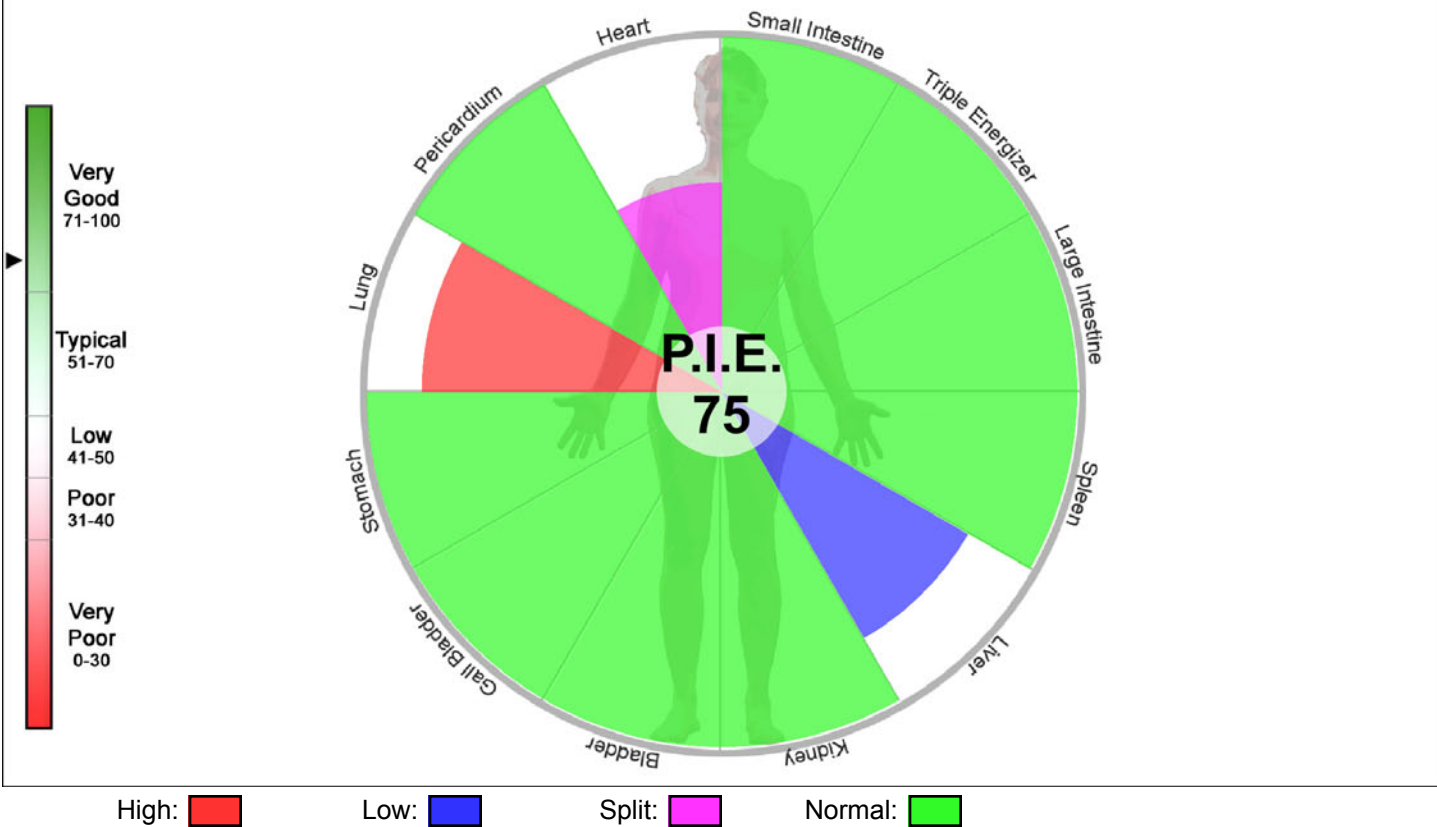
Example Patient - 8/7/05 11:00 AM - Source Points



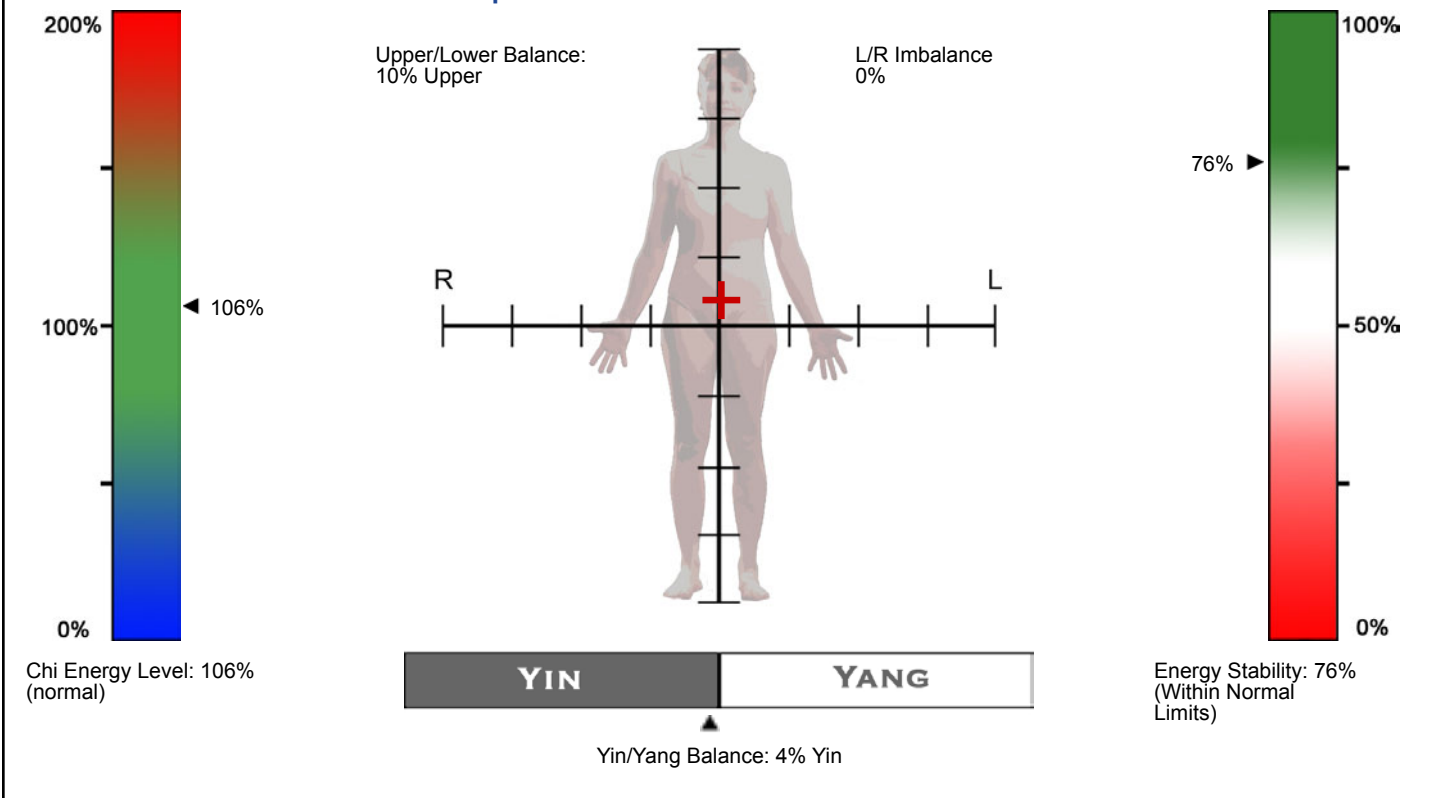
High: (+)      Low: (-)      Split: (X)      Normal: (=)



Example Patient - 8/7/05 11:00 AM - Source Points



Example Patient - 8/7/05 11:00 AM - Source Points



# Meridian Analysis Information

## LU(+)

The Lung Channel controls respiration, the throat, nose, skin and body hair. It dominates chi throughout the whole body.

Your Lung Meridian energy is excessive.

Energetic disturbances in the lung meridian may involve one or more of the following emotional factors: ability to take in life, depression, grief, sadness, yearning, anguish, not feeling worthy of living life fully, desperation, cloudy thinking.

Excessive chi in the lung meridian may indicate a potential for stiff shoulder, back pain, headache, throat problems, heaviness in chest, cough, phlegm, nasal discharge, lung distention with sweating, anal disorder, asthma, thyroid irregularities.

Imbalance in this meridian may be associated with subluxation at the C7, T1, T2 and/or T3 level(s).

## HT(X)

The Heart Channel governs the heart, circulation, facial complexion and mental/emotional function.

Your Heart Meridian is split. This means there is a significant imbalance in this meridian's energy between the right and left sides of your body.

Energetic disturbances in the heart meridian may involve one or more of the following emotional factors: center of love and security, heart attacks: squeezing all the joy out of the heart in favor of money or power, long-standing emotional problems, lack of joy, excess joy, abnormal laughing, excessively talkative.

Split chi in the heart meridian may indicate a potential for dysfunction of heart, chest, upper extremity, speech, emotional disturbance.

Imbalance in this meridian may be associated with subluxation at the T1, T2, T3, T4 and/or T5 level(s).

## LR(-)

The Liver Channel controls muscles, tendons, eyes and genitals; regulates blood volume and emotional changes, and maintains the free flow of chi.

Your Liver Meridian energy is deficient.

Energetic disturbances in the liver meridian may involve one or more of the following emotional factors: seat of anger and primitive emotions, problems: chronic complaining, justifying fault finding to deceive oneself, feeling bad, irrationality, frustration.

Deficient chi in the liver meridian may indicate a potential for weak or cold hands or feet, stomach distention, dizziness, impotence, lack of libido, frequent urination, allergies, fingernail symptoms, muscle or tendon symptoms, vision impairment, tinnitus.

Imbalance in this meridian may be associated with subluxation at the T2, T5, T6, T7, T8 and/or T9 level(s).

# Element Information

Your most dominant element is Metal. The Metal Element contains the Lung and Large Intestine meridians. These govern energy in the body and regulate water passage and respiration. The Metal Element has the following associations:

- Sense Organ: Nose
- Tissue: Skin
- Taste: Pungent
- Color: White
- Sound: Crying
- Odor: Rotten
- Emotion: Grief/Sadness
- Season: Autumn
- Environment: Dryness

Your least dominant element is Wood. The Wood Element contains the Liver and Gall Bladder meridians. These regulate body chemistry and energy distribution. The Wood Element has the following associations:

- Sense Organ: Eyes
- Tissue: Tendons
- Taste: Sour
- Color: Green
- Sound: Shouting
- Odor: Rancid
- Emotion: Anger
- Season: Spring
- Environment: Wind

## Dietary Recommendations

Foods recommended to improve your energetic balance:

### Vegetables

Leek, Tomato

### Fruit

Blackberry, Blackcurrant, Crabapple, Gooseberry, Grape, Kumquat, Lemon/Lime, Lychee, Orange, Plum, Quince, Raspberry, Strawberry

### Oils and Enhancements

Vinegar

### Beverages

Lemon Balm, Spirits, Wine

### Seasonings and Spices

Hawthorn, Juniper, Purslane

### Nuts and Seeds

Pistachio

### Fish and Seafood

Trout

### Dairy

Cheese, Yogurt

## Ratio Information

### Yin vs. Yang

Your Yin/Yang energy balance is relatively equal with a slight Yin tendency of 4%.

### Upper vs. Lower

Your Upper/Lower energy balance is relatively equal with a slight ↑ tendency of 10%.

### Right vs. Left

Your Left/Right energy balance is equal.

### Energy Level

Your overall level of chi energy is within the normal range (106%).

### Energy Stability

Your energy stability is within normal limits (76%), likely indicating good autonomic nervous system balance.

## Custom Treatment Recommendations

No Custom Treatment Recommended

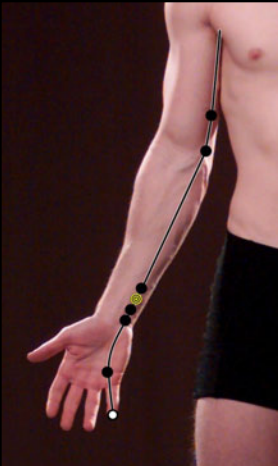
## Notes

8/7/05 11:00 AM

---

Example 1: Basic Graph

# Basic Treatment



**HT 5: Tong Li (Penetrating the Interior)**

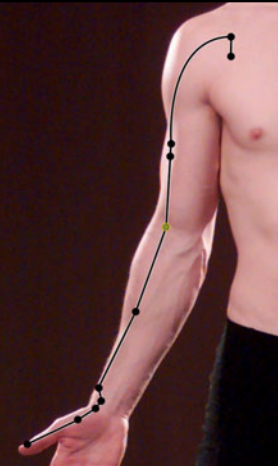
**Location:**  
1 cun proximal to the distal wrist crease when the palm faces upward, radial to the flexor carpi ulnaris tendon.

**Attributes:**  
Luo point of the Heart channel, Ma Dan-yang Heavenly Star point.

**TCM Actions:**  
Quiets the spirit and regulates heart qi.

**Indications:**  
Palpitations and racing of the heart; dizziness; sore, swollen throat; sudden loss of voice; stiff tongue preventing speech; pain in the wrist and arm; numbness of the arm; axillary pain; trembling hands.

**Needling Information:**  
Perpendicular insertion .3 - .5 cun. Moxibustion is applicable.



**LU 5: Chi Ze (Cubit Marsh)**

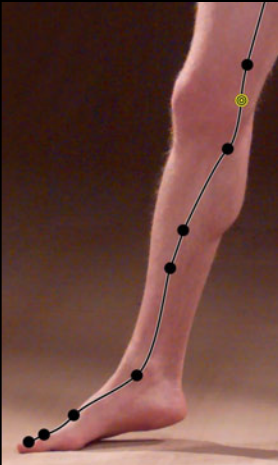
**Location:**  
In the elbow crease, in the depression slightly lateral to the biceps tendon.

**Attributes:**  
He-Sea, Sedation, and water point of the Lung channel.

**TCM Actions:**  
Discharges lung fire; downbears counterflow qi; clears upper-burner heat.

**Indications:**  
Cough; coughing or vomiting blood; afternoon fever; thoracic fullness--asthma, dyspnea, distention and fullness in the chest, chest pain, shortness of breath; sore throat; vomiting; mastitis; weakness and pain in the elbow and arm.

**Needling Information:**  
Perpendicular insertion .5 - 1.0 cun. When treating acute abdominal pain with vomiting and diarrhea, prick the cephalic vein on LU 5 to bleed. No moxibustion.



**LR 8: Qu Quan (Spring at the crook)**

**Location:**  
At the medial end of the flexed knee crease, in a depression anterior to the tendons of semimembranosus and semitendinosus muscles.


**Attributes:**  
He-Sea, Tonification and water point of the Liver channel.

**TCM Actions:**  
Clears damp heat; benefits the bladder; drains liver fire; frees the lower burner; soothes the sinews and quickens the channel; benefits the lower burner.

**Indications:**  
Prolapse of the uterus; lower abdominal pain--blood clots in women; urinary retention; genital itch; seminal emission; genital pain; pain in the knee and medial aspect of the upper leg; susceptibility to fright and mania.

**Needling Information:**  
Perpendicular insertion .5 - .8 cun. Moxibustion is applicable.

## Advanced Treatment



### HT 5: Tong Li (Penetrating the Interior)

#### Location:

1 cun proximal to the distal wrist crease when the palm faces upward, radial to the flexor carpi ulnaris tendon.

#### Attributes:

Luo point of the Heart channel, Ma Dan-yang Heavenly Star point.

#### TCM Actions:

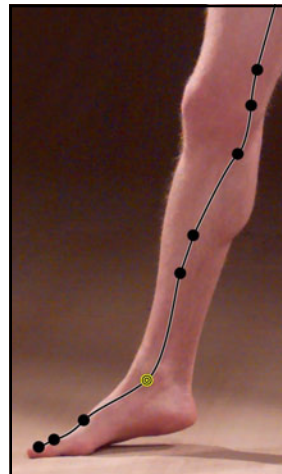
Quiets the spirit and regulates heart qi.

#### Indications:

Palpitations and racing of the heart; dizziness; sore, swollen throat; sudden loss of voice; stiff tongue preventing speech; pain in the wrist and arm; numbness of the arm; axillary pain; trembling hands.

#### Needling Information:

Perpendicular insertion .3 - .5 cun. Moxibustion is applicable.



### LR 4: Zhong Feng (Middle Seal)

#### Location:

Just anterior to the medial malleolus, on the medial side of the tendon of tibialis anterior.

#### Attributes:

Jing-River and Metal point of the Liver channel.

#### TCM Actions:

Courses the liver and frees the channel.

#### Indications:

Pain in the genital region; genital retraction in to the lower abdomen with pain; seminal emission; difficult urination; hernia--from cold; lumbar pain.

#### Needling Information:

Perpendicular insertion .3 - .5 cun. Moxibustion is applicable.

## Auricular Treatment



### Point Zero

#### Frequency:

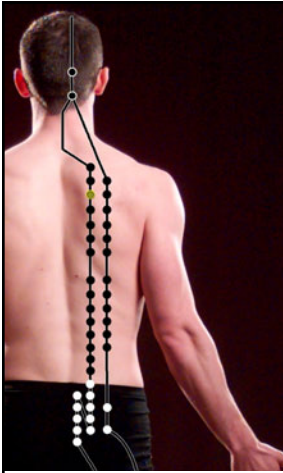
10 Hz.

#### Point Information:

Produces homeostatic equilibrium and restores energetic balance.

O = Non-Visible Surface  
• = Visible Surface

## Associated (Back Shu)



### BL 13: Fei Shu (Lung Shu)

**Location:**

1.5 cun lateral to the lower border of the spinous process of T3.

**Attributes:**

Back-Shu of the Lung.

**TCM Actions:**

Regulates lung qi; supplements qi and yin of the lung; clears deficiency heat.

**Indications:**

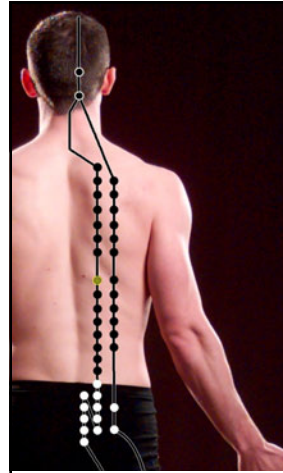
Cough; asthma; vomiting blood; night sweating; pulmonary atrophy; consumption; cough and dyspnea; tension and stiffness in the back; fullness in the chest and lateral costal region; no pleasure in eating; absence of sweating; sore throat.

**Needling Information:**

Oblique insertion .5 - .7 cun. Moxibustion is applicable.

**Cautions:**

Do not needle perpendicularly due to risk of pneumothorax.



### BL 18: Gan Shu (Liver Shu)

**Location:**

1.5 cun lateral to the lower border of the spinous process of T9, at the highest visible point of the paraspinal muscles.

**Attributes:**

Back-Shu of the Liver

**TCM Actions:**

Supplements blood; disperses stasis and dispels damp-heat accumulations; stabilizes the spirit and brightens the eyes.

**Indications:**

Jaundice; pain in the lateral costal region; vomiting blood; nosebleed; reddening of the eyes; visual dizziness; night blindness; pain in the spine and back; mania and depression; epilepsy; painful accumulations--stagnant blood, masses; cough causing acute pain in the chest and lateral costal region; shortness of breath; lower abdominal pain.

**Needling Information:**

Oblique insertion .5 - .7 cun. Moxibustion is applicable.

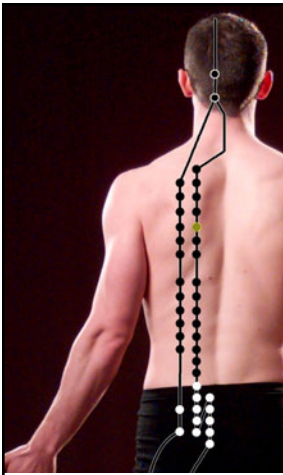
**Cautions:**

Do not needle perpendicularly due to risk of pneumothorax.

## Spinal Treatment

	<b>Associated Channels</b>	<b>Associated Muscles</b>	
	C3 —	C7: LU	LU: Middle and Posterior Deltoid, Levator Scapula, Serratus Anticus
	C6 —	T1: HT, LU, SP	HT: Subscapularis
	T2 —	T2: HT, LR, LU, PC, TE	LR: Pectoralis Major (sternal division), Rhomboids
	T4 —	T3: HT, LU, TE	
	T6 —	T4: GB, HT, PC	
	T7 —	T5: GB, HT, LR, SP	
	T9 —	T6: GB, LR, SP	
	T11 —	T7: GB, LR, SP	
	L1 —	T8: GB, KI, LR, PC, SP, ST	
L2 —	T9: GB, KI, LR, SP, ST		
L4 —			

# Divergent Channel Treatment



## BL 15: Xin Shu (Heart Shu)

**Location:**  
1.5 cun lateral to the lower border of the spinous process of T5.

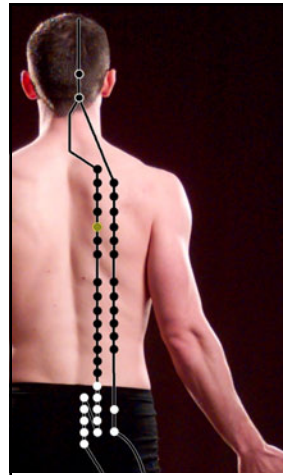
**Attributes:**  
Back-Shu of the Heart.

**TCM Actions:**  
Nourishes the heart and calms the spirit; clears heat; loosens the chest and regulates qi.

**Indications:**  
Epilepsy; fright palpitations; poor memory; cardiac pain; cough; coughing or vomiting blood; vexation and oppression in the heart and chest—shortness of breath; nausea and vomiting; clear, runny mucus; eye pain and tearing; not speaking for years; mania and depression; epilepsy; heat in the palms and soles; seminal emission; white turbid urethral discharge; poor memory.

**Needling Information:**  
Oblique insertion .5 - .7 cun. Moxibustion is applicable.

**Cautions:**  
Do not needle perpendicularly due to risk of pneumothorax.



## BL 15: Xin Shu (Heart Shu)

**Location:**  
1.5 cun lateral to the lower border of the spinous process of T5.

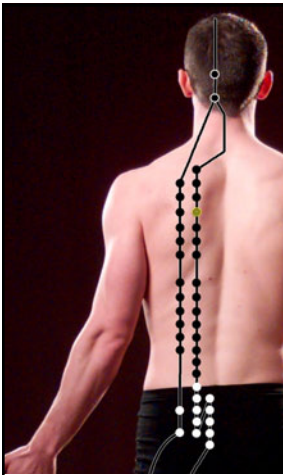
**Attributes:**  
Back-Shu of the Heart.

**TCM Actions:**  
Nourishes the heart and calms the spirit; clears heat; loosens the chest and regulates qi.

**Indications:**  
Epilepsy; fright palpitations; poor memory; cardiac pain; cough; coughing or vomiting blood; vexation and oppression in the heart and chest—shortness of breath; nausea and vomiting; clear, runny mucus; eye pain and tearing; not speaking for years; mania and depression; epilepsy; heat in the palms and soles; seminal emission; white turbid urethral discharge; poor memory.

**Needling Information:**  
Oblique insertion .5 - .7 cun. Moxibustion is applicable.

**Cautions:**  
Do not needle perpendicularly due to risk of pneumothorax.



## BL 14: Jue Yin Shu (Pericardium Shu)

**Location:**  
1.5 cun lateral to the lower border of the spinous process of T4.

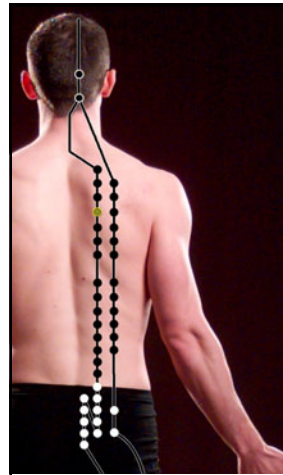
**Attributes:**  
Back-Shu of the Pericardium.

**TCM Actions:**  
Frees the channel; soothes the liver and rectifies qi.

**Indications:**  
Cough; cardiac pain; qi accumulation pain in the chest and diaphragm; palpitations; vomiting; toothache.

**Needling Information:**  
Oblique insertion .5 - .7 cun. Moxibustion is applicable.

**Cautions:**  
Do not needle perpendicularly due to risk of pneumothorax.



## BL 14: Jue Yin Shu (Pericardium Shu)

**Location:**  
1.5 cun lateral to the lower border of the spinous process of T4.

**Attributes:**  
Back-Shu of the Pericardium.

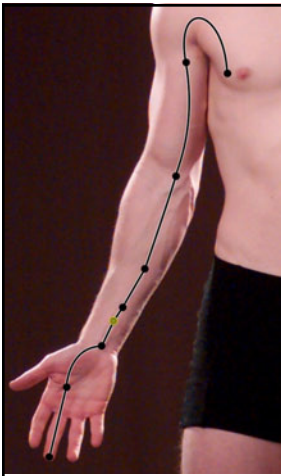
**TCM Actions:**  
Frees the channel; soothes the liver and rectifies qi.

**Indications:**  
Cough; cardiac pain; qi accumulation pain in the chest and diaphragm; palpitations; vomiting; toothache.

**Needling Information:**  
Oblique insertion .5 - .7 cun. Moxibustion is applicable.

**Cautions:**  
Do not needle perpendicularly due to risk of pneumothorax.





### PC 6: Nei Guan (Inner Pass)

**Location:**  
On the anterior forearm, 2 cun proximal to the transverse wrist crease, between the tendons of palmaris longus and flexor carpi radialis.

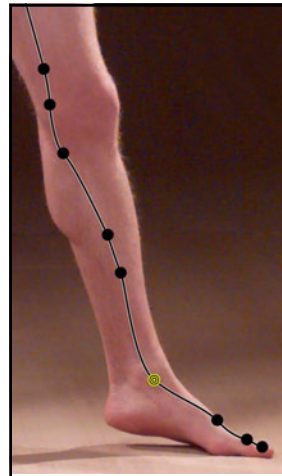
**Attributes:**  
Luo point of the PC channel, command point for the Chong vessel. Master point for the Yin Linking vessel.

**TCM Actions:**  
Clears heat and eliminates vexation; loosens the chest and rectifies qi; downbears qi and stops vomiting; harmonizes the stomach and relieves pain.

**Indications:**  
Diseases of the chest and ribs--cardiac pain, palpitations, vomiting, acid reflux, plump qi (the sensation of a foreign object in the throat); stomach pain; mania and depression; pain and weakness of the elbow and arm; malarial disease; red face and eyes; palpable abdominal masses; wind strike--epilepsy.

**Needling Information:**  
Perpendicular insertion .5 - .8 cun. Moxibustion is applicable.

**Cautions:**  
The median nerve lies directly beneath this point.



### LR 4: Zhong Feng (Middle Seal)

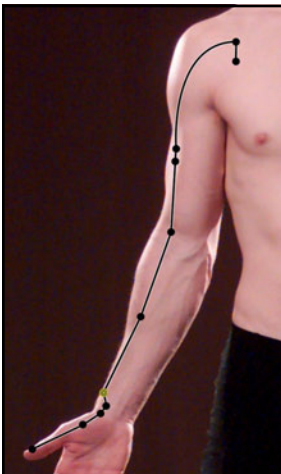
**Location:**  
Just anterior to the medial malleolus, on the medial side of the tendon of tibialis anterior.

**Attributes:**  
Jing-River and Metal point of the Liver channel.

**TCM Actions:**  
Courses the liver and frees the channel.

**Indications:**  
Pain in the genital region; genital retraction in to the lower abdomen with pain; seminal emission; difficult urination; hernia--from cold; lumbar pain.

**Needling Information:**  
Perpendicular insertion .3 - .5 cun. Moxibustion is applicable.



### LU 7: Lie Que (Broken Sequence)

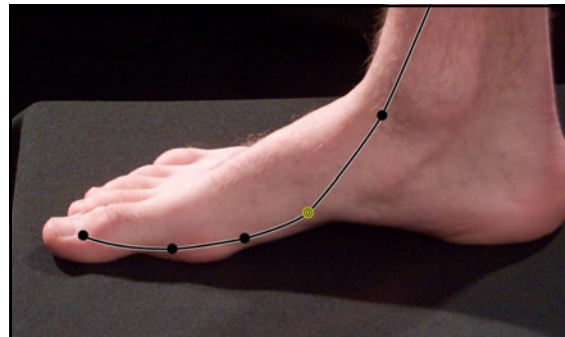
**Location:**  
1.5 cun proximal to the most distal skin crease of the wrist, proximal to the styloid of the radius in a depression between the tendons of brachioradialis and abductor pollicis longus.

**Attributes:**  
Luo point, Confluent point of the Conception vessel, Gao Wu Command point, Ma Dan-Yang Heavenly Star point, Five Star point. Command point for head and neck. Exit point. Command point of the Yin Heel vessel. Master point of the Conception vessel.

**TCM Actions:**  
Diffuses the lung and dispels cold; courses and frees the channel.

**Indications:**  
Headache and stiffness of the neck; cough and asthma; sore throat; facial paralysis; deviation of the eyes and mouth; facial paralysis; clenched jaw; toothache; sore throat; heat and pain in the shoulder and back; weakness and pain of the wrist.

**Needling Information:**  
Insert obliquely upwards .3 - .5 cun. Moxibustion is applicable.



### SP 4: Gongsun (Grandfather - Grandson)

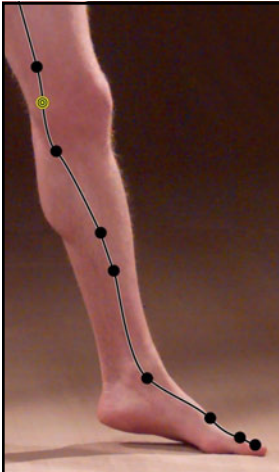
**Location:**  
On the medial side of the foot, in the depression distal and inferior to the base of the 1st metatarsal bone, at the junction of the light and dark skin.

**Attributes:**  
Luo point of the Spleen channel. Confluent point of the Penetrating vessel. Command point of the Yin Linking vessel. Master point of the Chong vessel.

**TCM Actions:**  
Supports the spleen and stomach; rectifies qi; regulates the sea of blood; harmonizes the conception vessel.

**Indications:**  
Stomach pain; vomiting; borborygmi; diarrhea; dysentery.

**Needling Information:**  
Perpendicular insertion .5 - .8 cun. Moxibustion is applicable.



**LR 8: Qu Quan (Spring at the crook)**

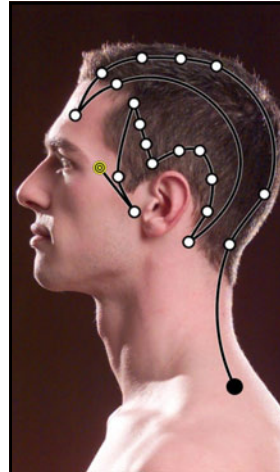
**Location:**  
At the medial end of the flexed knee crease, in a depression anterior to the tendons of semimembranosus and semitendinosus muscles.

**Attributes:**  
He-Sea, Tonification and water point of the Liver channel.

**TCM Actions:**  
Clears damp heat; benefits the bladder; drains liver fire; frees the lower burner; soothes the sinews and quickens the channel; benefits the lower burner.

**Indications:**  
Prolapse of the uterus; lower abdominal pain--blood clots in women; urinary retention; genital itch; seminal emission; genital pain; pain in the knee and medial aspect of the upper leg; susceptibility to fright and mania.

**Needling Information:**  
Perpendicular insertion .5 - .8 cun. Moxibustion is applicable.



**GB 1: Tong Zi Liao (Pupil Crevice)**

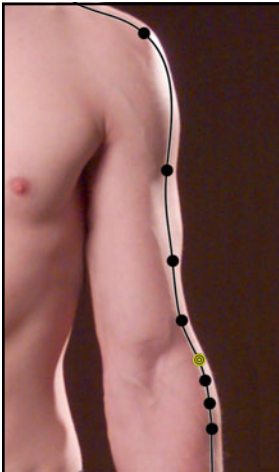
**Location:**  
0.5 cun lateral to the outer canthus of the eye in a depression on the lateral side of the orbit.

**Attributes:**  
Meeting point of the Gall Bladder, Small Intestine and Triple Energizer channels. Entry point.

**TCM Actions:**  
Dispels wind and clears heat; courses the channels and frees qi; relieves pain and brightens the eyes.

**Indications:**  
Headache; loss of visual acuity--blindness, nearsightedness, eye screens (superficial visual obstruction); eye pain--reddening of the eyes with tearing, itching of the inner canthus.

**Needling Information:**  
Subcutaneous insertion .3 - .5 cun. No Moxibustion



**LI 11: Qu Chi (Pool at the Crook)**

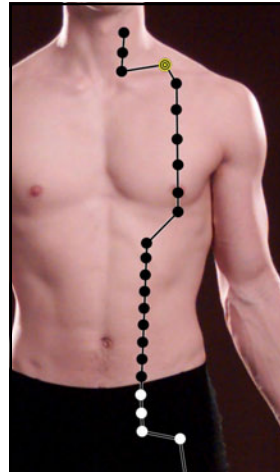
**Location:**  
With a elbow flexed 90 degrees, in the depression midway between the lateral end of the transverse cubital crease and the lateral epicondyle of the humerus.

**Attributes:**  
He-Sea, Tonification, and earth point of the Large Intestine channel.

**TCM Actions:**  
Courses pathogenic heat; benefits the joints; eliminates water-damp; courses wind and resolves the exterior; harmonizes qi and blood.

**Indications:**  
Pain in the elbow and arm with difficulty in bending and stretching; paralysis of the upper limbs; scrofulous lumps; wind papules--urticaria; abdominal pain; vomiting; dysentery; heat diseases--lingering fever; painful red eyes sore, swollen throat; hemiplegia; dry skin; headache; toothache; fullness in the chest.

**Needling Information:**  
Perpendicular insertion 1.0 - 1.5 cun. \* When treating for scrofula, insert the needle tip subcutaneously up to LI 14. Moxibustion is applicable.



**ST 12: Quepen (Empty Basin)**

**Location:**  
In the midpoint of the supraclavicular fossa, just posterior to the clavicle, 4 cun lateral to the midline.

**Attributes:**  
Meeting point of the Stomach, Large Intestine, Small Intestine, Triple Energizer, and Gall Bladder channels.

**TCM Actions:**  
Downbears lung qi; frees and quickens the channel; regulates qi and the blood.


**Indications:**  
Cough; dyspnea; sore, swollen throat; pain in the supraclavicular fossa; hiccup; pain in the shoulder radiating to the neck; coughing of blood; lumbar pain; heat in the chest; severe abdominal bloating.

**Needling Information:**  
Perpendicular or oblique insertion .3 - .5 cun. Moxibustion is applicable.

**Cautions:**  
Deep or posterior insertion may penetrate the Lung or subclavian vessels. Contraindicated during pregnancy.

# Expert Tx

## Points



### HT 5: Tong Li (Penetrating the Interior)

**Location:**

1 cun proximal to the distal wrist crease when the palm faces upward, radial to the flexor carpi ulnaris tendon.

**Attributes:**

Luo point of the Heart channel, Ma Dan-yang Heavenly Star point.

**TCM Actions:**

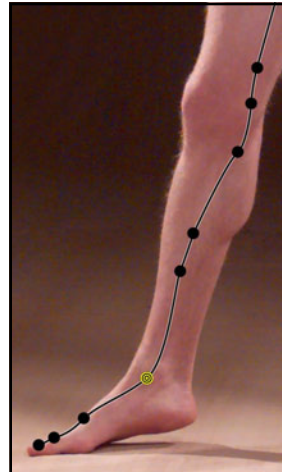
Quiets the spirit and regulates heart qi.

**Indications:**

Palpitations and racing of the heart; dizziness; sore, swollen throat; sudden loss of voice; stiff tongue preventing speech; pain in the wrist and arm; numbness of the arm; axillary pain; trembling hands.

**Needling Information:**

Perpendicular insertion .3 - .5 cun. Moxibustion is applicable.



### LR 4: Zhong Feng (Middle Seal)

**Location:**

Just anterior to the medial malleolus, on the medial side of the tendon of tibialis anterior.

**Attributes:**

Jing-River and Metal point of the Liver channel.

**TCM Actions:**

Courses the liver and frees the channel.

**Indications:**

Pain in the genital region; genital retraction in to the lower abdomen with pain; seminal emission; difficult urination; hernia--from cold; lumbar pain.

**Needling Information:**

Perpendicular insertion .3 - .5 cun. Moxibustion is applicable.

## Herbal Recommendations



### 304 LU YANG YIN QING FEI PIAN

Relieving excess Heat in the Lung since 1838 A.D.

- \* **TCM Therapeutic Actions:** Nurtures Yin; clears Lung Heat; detoxifies the Lung.
- \* **TCM Indications:** Any throat discomfort or Lung Yin deficiency, dry and sore throats with fever, dry cough with blood-tinged sputum due to deficiency of Lung Yin.
- \* **Modern Indications:** Chronic bronchitis, acute pharyngitis, and acute tonsillitis.
- \* **Contraindications:** Contraindicated during pregnancy.
- \* **TCM Contraindications:** Contraindicated for acute cough due to EPI. This formula can be cloying and aggravate dampness and Spleen deficiency. May cause drowsiness.
- \* **Comments:** In severe cases or in early stages, may increase dose 50% for a few weeks, then decrease as symptoms improve. This formula is the earliest and most famous TCM recipe for effectively treating diphtheria without antibiotics. It is still in use today.
- \* **Recommended Usage:** 2-3 tablets twice daily with warm water.